



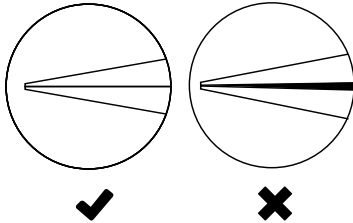
FACET

# MAINTENANCE GUIDE

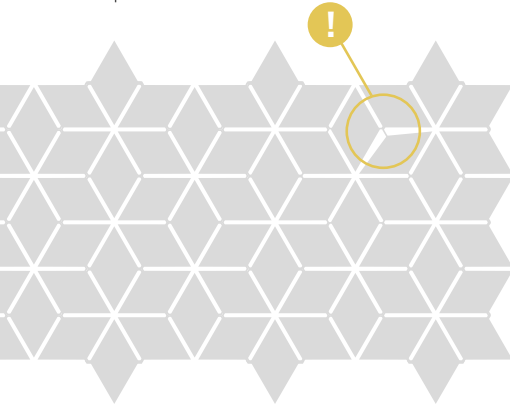
bloomming

## Inspection

Inspect your divider from time to time. Make sure that all facets are closed correctly. If a facet isn't closed over the whole side (all 12 lock points), please close the facet, otherwise the frame will not be secured and may fall apart.

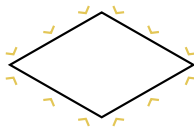


If a facet doesn't close properly, this is occurred because a frame connector that isn't completely pressed into its tube.



To resolve this, open the facet, put the connector fully back in its tube and close the facet again with all 12 lock-points. Now the connector is secured.

Every facet has 12 lockpoints



*NB: If the connector still keeps sliding out of its tube, remove the facet, take a pincer and give the aluminum tube (with the connector fully in) a little squeeze, this will prevent the connector from sliding out of the tube again. Now you can place the facet back.*

## Cleaning

Blooming Facet, like all materials, should be cleaned periodically. A regular, seasonal cleaning program will help prevent noticeable dirt buildup.

Remove dust from Facet by normal dusting. You can remove dirt from Facet with a soft cloth or sponge and a solution of mild soap or liquid detergent in water.

Always use a soft, damp cloth to blot dry. Rubbing with a dry cloth can scratch the material and create a static charge. Never use scrapers or squeegees. Also avoid scouring compounds, gasoline, benzene, acetone, carbon tetrachloride, certain deicing liquids, lacquer thinner or other strong solvents.

### DO NOT:

- Use strong solvents, highly alkaline or abrasive cleaning agents.
- Clean in hot sun or at elevated temperatures.
- Rub with a dry cloth.

If a cleaning material is found to be incompatible in a short-term test, it will usually be found to be incompatible in the field. The converse, however, is not always true. Favorable performance is no guarantee that actual end-use conditions have been duplicated. Therefore, these results should be used as a guide only and it is recommended that the user test the products under actual end-use conditions.

## (Re)-Installation

Divider Facet is easy to install. See the Facet Hanging Room Divider Installation Guide or the Facet Freestanding Room Divider Installation Guide. If you don't have the installation manual in your possession please contact Blooming.

## Contact

For information or questions visit:  
[www.blooming.com](http://www.blooming.com)